

MAINTENANCE ENGINEERING'S PREMIUM QUALITY



HPS/METAL HALIDE RETROFITS



**Standard
Lamp**
First Burnout

6
MO.

SOLVE THESE PROBLEMS

• BRILLIANT WHITE LIGHT

- Improves productivity
- up to 58% more seeable light
- 3 times the color accuracy of HPS

• EASY RETROFIT

- Screw out HPS and screw in Metal Halide
- Special design allows a Metal Halide lamp to work in existing HPS fixtures
- No ballast change needed

• PREMIUM QUALITY COMPONENTS

- Quartz arc tube with ceramic insulators for improved color stability
- "Getter" capsule improves component life
- Static radiator releases excess electrical charge for reliable starting
- Nickel/Brass base for positive electrical contact

M.E. GUARANTEES

35
MONTHS

HPS/METAL HALIDE

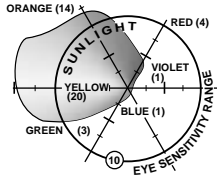
UNITED STATES 1-800-437-4794
CANADA 1-800-268-4749
TORONTO 1-416-675-1623

M.E.-DTC
MAINTENANCE ENGINEERING, LTD

TECHNICAL INFORMATION

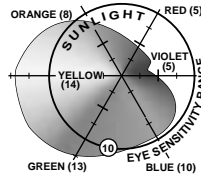
HPS/METAL HALIDE RETROFITS

HIGH PRESSURE SODIUM




- Dingy yellow color
- Eyestrain and glare
- Color rendering index-21

METAL HALIDE



- up to 58% more seeable light
- Brilliant white light
- Color rendering index-65

EASY RETROFIT



- Simply replace High Pressure Sodium bulb with Retrofit Metal Halide
- No special tools or wiring needed
- No ballast change needed

SEEABLE LUMEN COMPARISON

Lamp	Seeable Lumens	% Increase Over HPS
250w/BU HPS/MH	25,250	+29%
250w HPS	19,630	----
400w/BU HPS/MH	54,594	+58%
400w/U HPS/MH	49,135	+42%
400w HPS	34,438	----

LAMP SPECIFICATIONS

Wattage	Position	Light Meter Lumens	Seeable Lumens	Base	Length	Shape	Warranty
250 (S50)	BU	18,500	25,250	Mogul	8 5/16"	EB28	35 Month
400 (S51)	BU	40,000	54,594	Mogul	11 1/2"	EB37	35 Month
400 (S51)	U	36,000	49,135	Mogul	8 5/16"	EB28	35 Month



STOP "BU" - Base Up only. "U" - All burning positions. Must be operated on HPS S-type ballast of equivalent wattage design.